

ES4000™

Total Carpet Care System



TOTAL CARPET CARE. One machine does it all, faster.

The Advance ES4000™

Total Carpet Care System offers complete versatility, from everyday carpet maintenance to deep restorative extraction.



You want productivity.

Upgrade from a fleet of dedicated use carpet extractors to a single high efficiency rider that offers vastly more productivity, better equipment utilization and faster cleaning. Realize productivity improvements of up to 400% over walk-behind sweepers and extractors. Clean better and clean smarter while reducing your total cost of ownership.

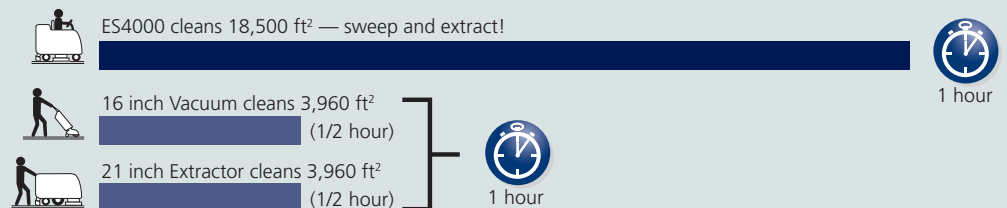
You want flexibility.

Only one machine offers the versatility to care for your carpeted surfaces according to your facility's cleaning requirements. The Advance ES4000 lets you perform everything from daily touch ups of high traffic areas, to low-moisture cleaning, to periodic restorative extraction. All with complete control, simple, One-Touch™ operation and higher levels of productivity, in one machine.

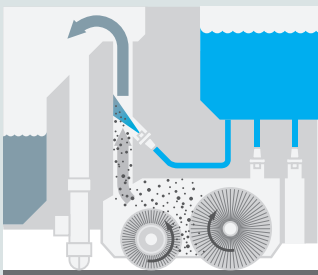
You want value.

Why maintain multiple machines to handle carpets when one capable machine can do it all? The ES4000 delivers value every day. Compare overall cost of ownership of the ES4000 with the carpet maintenance equipment you need now and you'll find a Total Carpet Care solution.

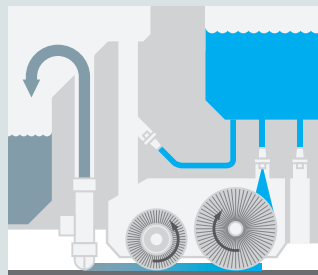
ES4000 Increases Productivity Up To 400%



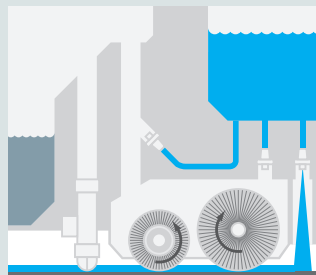
Four distinct operational modes let you clean the way you want:



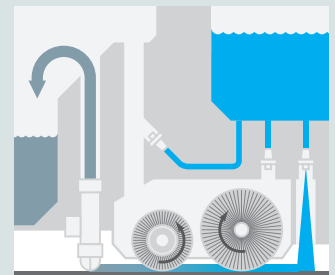
Dry Sweep Mode
with dual brushes for daily sweeping and two-stage filtration for complete dust containment



Interim Mode
with dry times under 30 minutes



Pre-Treat Mode
using any Green certified products from pre-spray to encapsulates



Restorative Mode
for deep extraction

Dry Sweep, Interim, Pre-Treat and Restorative Extraction with one machine



- 1** Open operator compartment offers maximum visibility and easy boarding
- 2** Adjustable steering column fits any operator and tilts upright for easy access
- 3** High-capacity tanks allow for extended cleaning times
- 4** Exclusive two-stage filtration system suppresses dust particles in Dry Sweep Mode
- 5** Dual Laminar flow vacuum shoes allow for more efficient recovery of solution
- 6** Dual cylindrical anti-microbial brushes clean and lift the carpet pile
- 7** Intuitive One-Touch™ controls for all cleaning and operational functions are at your fingertips. Extraction speed and detergent solution flow automatically adjust
- 8** One-Touch Dry Sweep Mode
- 9** One-Touch Extraction Mode
- 10** One-Touch chemical application system

Educational Facilities **Convention Centers and Ballrooms**

Airports and Transportation Terminals

Healthcare Facilities **Hotels and Hospitality Centers**

Building Service Contractors **Government and Military Buildings**

Casinos, Theaters and Entertainment Facilities



- Onboard detergent metering eliminates the need for pre-mixing solution and reduces chemical costs and environmental impact
- Refillable cartridges are interchangeable with your choice of chemicals, including pre-spray, detergent, and encapsulates
- The ES4000 Total Carpet Care System has received CRI-SOA certification



Technical Specifications

Model	ES4000™
Solution System	
Solution Capacity	28 gal
Solution Pump	100 psi diaphragm demand
Flow Rates	0.1 gpm (dry sweep mode) 0.3 gpm (interim mode) 0.9 gpm (pre-treat mode) 0.8 gpm (restorative mode)
Recovery Capacity	28 gal
Vacuum System	
Vacuum Motor	Dual 3 stage bypass
Airflow	90 cfm
Waterlift	67 in H ₂ O
Vacuum Shoes	Dual pivoting laminar flow 40 lb down pressure
Brush System	
Cleaning Path	28 in Dual counter rotating brushes
Brush Motors	Dual 0.5 hp (373 W)
Brush Speed	900 RPM
Sound Level	65 dB A IEC 60704-1
Electrical System	
Electrical System	24 V 4 X 6 V batteries
Drive Motor	1.05 hp (780 W)
Machine Speed	3.91 mph (6.3 kph) transport 3.12 mph (4.8 kph) dry sweep 275 ft/min (dry sweep mode) 130 ft/min (interim mode) 200 ft/min (pre-treat mode) 90 ft/min (restorative mode)
Maximum Coverage Per Tank	21,778 sq ft (interim mode) 4,078 sq ft (restorative mode)
CRI Approval	Yes
Machine Dimensions	L 61 in x W 27.5 in x H 51.7 in (61 cm X 70 cm X 131 cm)
Machine Weight	587 lb (266 kg) without batteries 1,447 lb (656 kg) with batteries and full tank
Turning Radius	62.5 in (1.59 m)

Specifications are subject to change without notice.



Accessories and Options:

- Armrests
- Warning beacon
- 15 foot hose
- Light duty wand
- Heavy duty wand
- AquaWand
- Seat belt

Visit <http://www.advance-us.com> or contact your Advance sales representative to learn more.

©2017 Nilfisk, Inc. Form L3237A 4-24-17



Performance Features

- Cleans a 28 inch wide path; maneuverable through standard 36 inch doorways
- Superior turning, visual and clearance ability. The ES4000 turns within a 63 inch (160 cm) radius
- Dry Sweep Mode with vacuum suction, dust misting and two-stage filtration. Dust misting captures dust and eliminates the need for dust bags. Dry Sweep up to 35,000 sq. ft. per hour
- Interim Mode allows cleaned carpet to be dry and ready for use in less than 30 minutes. Extract up to 14,000 sq. ft. per hour – a 400% improvement over walk-behind extractors
- Pre-Treat Mode using any Green certified products from pre-spray to encapsulates. Pre-treat up to 21,000 sq. ft. per hour
- Restorative Extraction Mode deep cleans carpet, up to 7,000 sq. ft. per hour
- At just 65 dB A, the ES4000 is no louder than a person speaking; This makes daytime cleaning possible without disturbing facility occupants



Smart cleaning.

Our products are designed using innovative technologies that increase productivity and drive down the cost to clean.

Maintain peak performance with Nilfisk Parts.

Nilfisk, Inc.

9435 Winnetka Avenue North
Brooklyn Park, MN 55445
www.advance-us.com
Phone 800-850-5559
Fax 800-989-6566

240 Superior Boulevard
Mississauga, Ontario, Canada L5T 2L2
www.nilfisk-advance.ca
Phone 800-668-8400
Fax 800-263-5111

